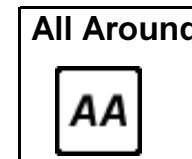
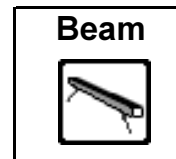
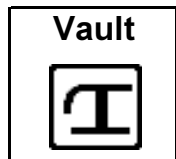


2013 Scottish Levels

Women's Artistic



L4-14+yrs

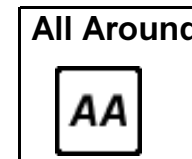
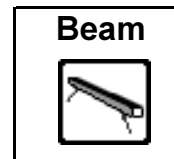
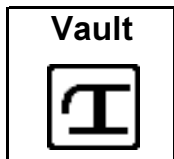
No	Name	Club	Comp	D	VT		D	UB		D	BB		D	FX		AA		
102	Shauna	Graham	Hamilton	L4-14+yrs	3.5	12.400	4 =	2.7	10.300	2 =	2.3	10.333	1	3.2	11.467	2	44.500	1
101	Susan	Woodhouse	Hamilton	L4-14+yrs	3.5	12.650	1 =	2.8	10.000	5 =	2.8	10.133	2	3.5	11.667	1	44.450	2
104	Robyn	Mclvor	Balwearie	L4-14+yrs	3.5	12.200	7	2.5	10.300	2 =	2.3	10.000	3	3.2	11.167	3	43.667	3
108	Caitlin	Hayes	City of Edinburgh	L4-14+yrs	3.5	12.450	3	2.5	10.467	1	2.4	9.533	4	3.2	10.533	7	42.983	4
103	Jovita	Fawcett	Garioch	L4-14+yrs	3.5	12.400	4 =	2.7	10.000	5 =	2.4	9.500	5	3.6	11.067	5	42.967	5
109	Rachel	Gilmour	Largs	L4-14+yrs	3.5	12.650	1 =	2.6	10.200	4	1.9	8.400	7	3.5	11.133	4	42.383	6
107	Kirsten	Ross	City of Aberdeen	L4-14+yrs	3.5	12.250	6	2.7	9.500	7	2.6	8.700	6	2.9	10.633	6	41.083	7

L4-12/13 yrs

No	Name	Club	Comp	D	VT		D	UB		D	BB		D	FX		AA		
115	Allana	Dunsmore	Zodiak	L4-12/13 yrs	3.5	12.450	3	2.8	9.933	5	3.0	11.033	1	3.5	11.933	1	45.349	1
119	Catie	Burns	Balwearie	L4-12/13 yrs	3.5	11.950	7 =	2.7	10.600	1	3.3	9.933	5	3.2	11.267	4	43.750	2
111	Katie-Ann	Kettles	Perth	L4-12/13 yrs	3.5	12.250	5	2.5	9.200	7 =	2.6	10.233	2 =	3.2	11.800	2	43.483	3
112	Iona	Jackson	Perth	L4-12/13 yrs	3.5	12.400	4	3.0	8.933	9	2.5	9.800	6	3.3	11.700	3	42.833	4
118	Caitrin	Darroch	Hamilton	L4-12/13 yrs	3.5	11.950	7 =	2.9	10.000	4	2.8	9.967	4	3.2	10.667	6	42.584	5
114	Hannah	Courcha	Auchterarder	L4-12/13 yrs	3.5	12.500	2	2.5	10.133	2 =	2.4	8.733	9	3.8	10.700	5	42.066	6
113	April	Heggie	Auchterarder	L4-12/13 yrs	3.5	12.550	1	2.7	8.733	10	2.6	8.967	8	2.7	10.100	7	40.350	7
116	Beth	Hannay	Zippys	L4-12/13 yrs	3.5	11.900	9 =	2.7	9.200	7 =	2.4	9.333	7	2.7	8.967	9	39.400	8
120	Sabine	Culligan	City of Aberdeen	L4-12/13 yrs	3.5	12.000	6	2.7	9.833	6	2.8	10.233	2 =	2.0	4.533	10	36.599	9
117	Lara	Bardelli	Zippys	L4-12/13 yrs	3.5	11.900	9 =	2.8	10.133	2 =	1.7	4.567	10	2.7	9.900	8	36.500	10

2013 Scottish Levels

Women's Artistic



L4-10/11 yrs

No	Name	Club	Comp	D	VT		D	UB		D	BB		D	FX		AA		
134	Eilish	Campbell	City of Glasgow	L4-10/11 yrs	3.5	12.550	1 =	3.3	10.733	3	2.9	11.367	2	3.2	12.200	1	46.850	1
124	Ellen	Beattie	City of Edinburgh	L4-10/11 yrs	3.5	12.100	5	2.5	10.833	2	3.4	9.967	4	3.1	10.967	3	43.867	2
126	Aimee	Givan	Lasswade	L4-10/11 yrs	3.5	12.550	1 =	2.7	10.100	11	2.9	9.900	5	3.1	11.133	2	43.683	3
132	Neve	Reddick	Zodiak	L4-10/11 yrs	3.5	11.600	13	2.6	10.433	7	2.9	10.667	3	3.2	10.867	4	43.567	4
122	Niamh	Telford	Dundonald	L4-10/11 yrs	3.5	11.950	9 =	3.3	9.400	13	3.5	11.400	1	3.2	10.800	5	43.550	5
129	Emily	McDonald	Dynamic	L4-10/11 yrs	3.5	12.350	3	2.5	10.700	4	2.8	8.833	10	3.2	10.767	6 =	42.650	6
128	Maria	McCulloch	Dynamic	L4-10/11 yrs	3.5	12.300	4	3.2	11.533	1	2.3	9.033	7	2.8	9.567	14	42.433	7
125	Caitlin	Lumsden	City of Edinburgh	L4-10/11 yrs	3.5	11.750	12	2.5	10.500	5	3.0	9.567	6	3.1	10.233	10	42.050	8
130	Amy	Miller	Dynamic	L4-10/11 yrs	3.5	12.050	6 =	2.5	10.467	6	2.3	8.567	12	3.2	10.700	8	41.784	9
127	Abbi	Smyth	Lasswade	L4-10/11 yrs	3.5	12.050	6 =	2.5	10.267	10	2.4	8.700	11	3.2	10.667	9	41.684	10
121	Emily	Morrison	Garioch	L4-10/11 yrs	3.5	11.850	11	2.5	10.367	8	3.2	8.167	13	2.7	10.133	11	40.517	11
131	Amy	Pavri	Zippys	L4-10/11 yrs	3.5	11.950	9 =	2.6	9.433	12	2.3	8.900	8	2.7	9.833	12	40.116	12
133	Olivia	Young	Fife	L4-10/11 yrs	3.5	12.000	8	2.5	10.300	9	2.2	5.800	14	3.1	10.767	6 =	38.867	13
123	Poppy	Kruse	Dundonald	L4-10/11 yrs	3.5	11.200	14	2.5	8.033	14	2.4	8.867	9	2.7	9.833	12	37.933	14

L3-13+yrs

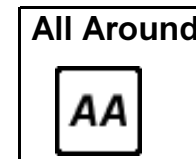
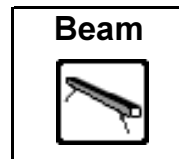
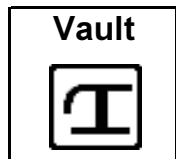
No	Name	Club	Comp	D	VT		D	UB		D	BB		D	FX		AA		
135	Daisy	Willcocks	Garioch	L3-13+yrs	4.0	12.350	3	3.7	10.933	1	3.5	10.200	2 =	3.9	11.267	1	44.750	1
137	Megan	Wright	Garioch	L3-13+yrs	4.2	12.650	1	3.7	10.767	2	3.1	10.467	1	4.2	10.367	6	44.251	2
136	Joanne	Lowe	Garioch	L3-13+yrs	4.0	12.600	2	3.2	9.900	3	3.5	10.200	2 =	3.8	10.867	4	43.567	3
140	Amy	Orr	West Lothian	L3-13+yrs	3.0	11.550	6	3.3	9.633	4	2.7	10.067	4	3.0	10.567	5	41.817	4
138	Sara	Griffin	City of Edinburgh	L3-13+yrs	3.0	11.600	5	2.4	9.367	5	2.8	8.567	5	3.5	11.200	2	40.734	5
139	Lucy	Hutton	City of Edinburgh	L3-13+yrs	3.0	11.700	4	2.4	9.233	6	2.2	8.033	6	3.3	10.967	3	39.933	6

L3-11/12 yrs

No	Name	Club	Comp	D	VT		D	UB		D	BB		D	FX		AA		
142	Mia	MacKenzie	City of Aberdeen	L3-11/12 yrs	4.0	13.150	1	3.3	9.300	6 =	2.7	9.200	8	3.6	11.233	3 =	42.883	1
144	Katie	Wilson	West Lothian	L3-11/12 yrs	3.0	11.250	3	3.3	10.300	2	3.3	9.467	5	3.4	10.533	7	41.550	2
146	Megan	McGill	Fife	L3-11/12 yrs	3.4	10.700	7	2.6	9.467	5	2.4	9.867	2	3.2	11.367	2	41.401	3
149	Lucy	McFadden	Meadowbank	L3-11/12 yrs	2.4	11.000	6	3.2	9.700	4	2.5	9.433	6	3.3	11.233	3 =	41.366	4
145	Dana	Russell	West Lothian	L3-11/12 yrs	2.4	11.050	4 =	2.6	9.833	3	2.8	10.400	1	2.8	9.667	9	40.950	5
148	Carly	McFadden	Meadowbank	L3-11/12 yrs	2.4	10.400	9	3.2	10.667	1	3.2	9.800	3	2.7	9.833	8	40.700	6
143	Ellis	McFarlane	West Lothian	L3-11/12 yrs	2.4	11.050	4 =	2.6	9.200	8	3.1	9.600	4	2.9	10.767	6	40.617	7
147	Allie	Todman	Fife	L3-11/12 yrs	3.0	11.400	2	2.6	9.300	6 =	2.4	8.733	9	3.3	10.967	5	40.400	8
141	Leandra	Gray	Garioch	L3-11/12 yrs	2.4	10.600	8	3.5	6.800	9	2.6	9.433	6	3.4	11.567	1	38.400	9

2013 Scottish Levels

Women's Artistic

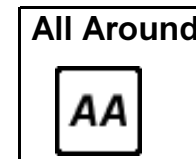
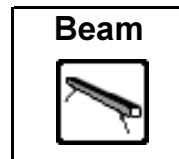
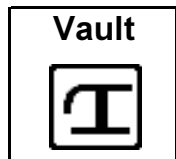


L6-9 yrs

No	Name	Club	Comp	D	VT		D	UB		D	BB		D	FX		AA		
184	Karla	Hillcoat	Dynamic	L6-9 yrs	2.4	11.733	1	2.6	11.500	1	3.1	11.700	3 =	3.1	11.200	9 =	46.133	1
170	Nadia	Callan	Lenzie Woodhead	L6-9 yrs	2.4	11.200	7 =	2.6	11.233	2 =	3.1	11.967	2	3.1	11.050	13 =	45.450	2
178	Grace	Muir	Hamilton	L6-9 yrs	2.4	10.900	13	2.6	10.167	8 =	3.1	11.700	3 =	3.1	11.900	1	44.667	3
167	Rebecca	Brown	West Lothian	L6-9 yrs	2.4	11.500	3	2.5	11.200	4	3.1	10.200	18	3.1	11.050	13 =	43.950	4
177	Leah	Burgess	Hamilton	L6-9 yrs	2.4	10.867	14 =	2.6	10.500	6	3.1	11.467	7	3.1	10.750	21 =	43.584	5
186	Abbie	Nicholl	Dynamic	L6-9 yrs	2.4	11.133	9	2.5	9.900	11 =	3.1	11.667	5	3.1	10.800	19 =	43.500	6
172	Kelly	Wynne	Lasswade	L6-9 yrs	2.4	10.967	11	3.1	9.900	11 =	3.1	11.267	10	3.1	11.350	6	43.484	7
166	Luisa	Greenhorn	West Lothian	L6-9 yrs	2.4	11.267	6	2.0	10.167	8 =	3.1	10.000	21 =	3.1	11.700	2	43.134	8
161	Lilly	Roy	Auchterarder	L6-9 yrs	2.4	10.667	23 =	2.5	10.533	5	3.1	10.967	13	2.6	10.850	17 =	43.017	9
183	Kayla	Muir	Dynamic	L6-9 yrs	2.4	11.567	2	2.0	8.533	32	3.1	11.567	6	3.1	11.250	8	42.917	10
164	Emma	Thomson	West Lothian	L6-9 yrs	2.4	10.767	20 =	2.6	11.233	2 =	3.1	10.267	17	2.1	10.250	31	42.517	11
165	Gemma	Miller	West Lothian	L6-9 yrs	2.4	11.067	10	2.0	9.767	13 =	3.1	10.400	16	2.6	11.100	11 =	42.334	12
181	Laura	McDougall	Cumbernauld	L6-9 yrs	2.4	11.367	4	2.0	10.233	7	2.1	9.267	32 =	3.1	11.450	4	42.317	13
187	Robyn	Low	City of Aberdeen	L6-9 yrs	2.4	10.833	17 =	2.0	9.567	16	3.1	11.333	8 =	3.1	10.450	30	42.183	14
191	Olivia	Allan Cook	Garioch	L6-9 yrs	2.4	10.500	29 =	2.5	9.467	19	3.1	10.567	15	3.1	11.600	3	42.134	15
162	Samantha	Honeyman	Zodiak	L6-9 yrs	2.4	10.333	34 =	2.6	8.367	33	3.1	12.000	1	3.1	11.300	7	42.000	16
173	Kirsty	MacMillan	City of Edinburgh	L6-9 yrs	2.4	10.667	23 =	2.0	9.767	13 =	3.1	10.833	14	3.1	10.550	27	41.817	17
185	Ellie	Burke	Dynamic	L6-9 yrs	2.4	10.767	20 =	2.0	9.400	20 =	3.1	11.033	12	3.1	10.600	25 =	41.800	18
169	Lucy	Reilly	Lenzie Woodhead	L6-9 yrs	2.4	10.767	20 =	2.0	8.700	31	3.1	11.167	11	3.1	10.850	17 =	41.484	19
153	Kayla	Hudson	Dumfries Y	L6-9 yrs	2.4	11.333	5	2.5	9.500	17 =	2.6	9.833	24	2.6	10.800	19 =	41.466	20
192	Amy	Stewart	Garioch	L6-9 yrs	2.4	10.800	19	2.0	9.300	23 =	2.6	9.867	23	3.1	11.400	5	41.367	21
163	Unnam	Chaudry	West Lothian	L6-9 yrs	2.4	11.200	7 =	2.0	9.333	22	2.6	9.433	29 =	3.1	10.750	21 =	40.716	22
190	Charlotte	Dunn	Zippys	L6-9 yrs	2.4	10.467	31	2.5	9.300	23 =	2.6	9.767	25 =	2.6	10.900	16	40.434	23
156	Hannah	Howarth	Dumfries Y	L6-9 yrs	2.4	10.867	14 =	2.5	10.067	10	2.1	9.267	32 =	2.6	10.200	32 =	40.401	24
155	Beth	Jardine	Dumfries Y	L6-9 yrs	2.4	10.867	14 =	3.0	9.267	25 =	2.6	9.467	28	3.1	10.750	21 =	40.351	25
180	Isabella	Knox	Cumbernauld	L6-9 yrs	2.4	10.933	12	2.0	9.700	15	2.6	8.967	34	2.6	10.600	25 =	40.200	26
176	Isabella	Yates	City of Edinburgh	L6-9 yrs	2.4	10.533	26 =	2.0	8.933	29	2.6	10.067	20	3.1	10.650	24	40.183	27
158	Emily	Richardson	Dumfries Y	L6-9 yrs	2.4	10.433	32 =	2.0	9.000	28	2.6	10.167	19	2.6	10.500	28 =	40.100	28
188	Kaitlyn	Stewart	City of Aberdeen	L6-9 yrs	2.4	10.833	17 =	2.0	9.500	17 =	2.5	8.267	37	3.1	11.200	9 =	39.800	29
157	Ellie	Maxwell	Dumfries Y	L6-9 yrs	2.4	10.533	26 =	2.0	9.400	20 =	2.1	10.000	21 =	2.6	9.850	36	39.783	30
154	Kirsten	McFarlane	Dumfries Y	L6-9 yrs	2.4	10.433	32 =	2.5	7.567	37	3.1	11.333	8 =	2.6	10.200	32 =	39.533	31
179	Jenna	Grant	Hamilton	L6-9 yrs	2.4	10.633	25	2.0	8.267	34	3.1	9.533	27	3.1	11.000	15	39.433	32
168	Anna	Meechan	Lenzie Woodhead	L6-9 yrs	2.4	10.500	29 =	2.0	9.200	27	3.1	9.300	31	3.1	10.100	34	39.100	33
189	Emma	Westland	City of Aberdeen	L6-9 yrs	2.4	10.533	26 =	2.0	9.267	25 =	3.1	8.700	35 =	2.6	10.050	35	38.550	34
175	Cara	Johnstone	City of Edinburgh	L6-9 yrs	2.4	9.433	38	2.0	8.733	30	2.6	9.767	25 =	2.6	10.500	28 =	38.433	35
174	Sophie	Gill	City of Edinburgh	L6-9 yrs	2.4	10.333	34 =	1.9	7.267	38	2.6	9.433	29 =	3.1	11.100	11 =	38.133	36
159	Sarah	Happs	Lothian	L6-9 yrs	2.4	10.033	37	2.0	7.867	36	2.0	7.900	39	2.1	9.450	37	35.250	37
160	Elise	Marwick	Lothian	L6-9 yrs	2.4	10.167	36	2.0	8.167	35	2.5	8.233	38	1.6	8.650	39	35.217	38
182	Jenna	Auld	City of Glasgow	L6-9 yrs	2.4	8.800	39	1.3	6.867	39	2.1	8.700	35 =	1.6	9.100	38	33.467	39

2013 Scottish Levels

Women's Artistic

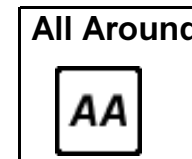
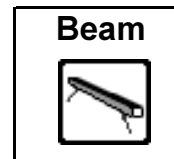
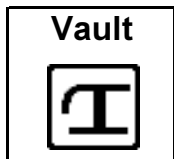


L6-8 yrs

No	Name	Club	Comp	D	VT			D	UB			D	BB			D	FX			AA	
202	Kirsty	Buchannon	Lasswade	L6-8 yrs	2.4	10.200	21	2.6	11.267	1	3.1	11.300	6	3.1	11.550	1	=	44.317	1		
203	Lucy	McLaren	Lasswade	L6-8 yrs	2.4	11.333	2	2.6	10.867	2	3.1	10.300	11	3.1	11.550	1	=	44.050	2		
211	Faithe	Duffy	Dundee	L6-8 yrs	2.4	11.033	5	2.6	9.867	5	=	3.1	11.833	3	2.6	10.800	11	=	43.533	3	
212	Katie	Brodie	City of Aberdeen	L6-8 yrs	2.4	10.800	9	2.0	9.100	9	=	3.1	11.933	2	3.1	11.400	4		43.233	4	
193	Ailidh	Forbes	Balwearie	L6-8 yrs	2.4	10.833	8	2.5	10.033	4	3.1	11.200	7	2.6	10.850	10		42.916	5		
199	Georgie	Miller	Hamilton	L6-8 yrs	2.4	10.333	16	2.0	9.433	8	3.1	11.633	4	3.1	11.200	6	=	42.599	6		
195	Rachel	MacLean	Lenzie Woodhead	L6-8 yrs	2.4	11.367	1	2.0	9.567	7	3.1	11.400	5	2.6	10.100	21	=	42.434	7		
198	Eilidh	Gorrell	Hamilton	L6-8 yrs	2.4	10.467	15	2.0	8.867	13	3.1	11.967	1	3.1	10.800	11	=	42.101	8		
200	Anya	Shepard	Lasswade	L6-8 yrs	2.4	10.967	6	2.0	9.867	5	=	3.1	9.500	16	3.1	11.200	6	=	41.534	9	
201	Niamh	Cooney	Lasswade	L6-8 yrs	2.4	11.233	3	2.0	10.367	3	2.6	8.067	27	3.1	11.550	1	=	41.217	10		
209	Hannah	Blakeman	Dundee	L6-8 yrs	2.4	10.567	12	1.9	8.633	16	3.1	11.100	8	2.6	10.500	16		40.800	11		
194	Maia	Clark	Zodiak	L6-8 yrs	2.4	11.133	4	2.0	8.833	14	2.6	10.033	13	3.1	10.550	14	=	40.549	12		
215	Amber	Greig	Beacon	L6-8 yrs	2.4	10.867	7	2.0	7.600	24	2.6	9.667	15	3.1	11.250	5		39.384	13		
208	Rose	Sellajarah	Dundee	L6-8 yrs	2.4	10.233	20	2.0	8.467	17	2.6	10.067	12	3.1	10.550	14	=	39.317	14		
205	Amy	Levett	Cumbernauld	L6-8 yrs	2.4	10.300	17	=	2.0	9.100	9	=	2.1	8.567	21	3.1	11.200	6	=	39.167	15
214	Leah	Miller	City of Aberdeen	L6-8 yrs	2.4	10.000	28	2.0	8.967	11	3.1	9.767	14	3.1	10.400	18		39.134	16		
204	Niamh	O'Rourke	Cumbernauld	L6-8 yrs	2.4	10.533	13	2.0	8.400	18	3.1	9.400	17	2.6	10.200	19	=	38.533	17		
216	Katy	Stephen	City of Edinburgh	L6-8 yrs	2.4	9.200	30	2.0	7.700	23	3.1	11.067	9	2.6	10.200	19	=	38.167	18		
213	Millie Isabel	Gordon	City of Aberdeen	L6-8 yrs	2.4	10.067	25	=	2.0	8.900	12	2.6	9.333	18	2.6	9.800	25		38.100	19	
220	Ciara	Miller	City of Edinburgh	L6-8 yrs	2.4	10.300	17	=	2.0	7.933	21	3.1	10.367	10	2.1	9.300	27	=	37.900	20	
217	Ella	Hurst	City of Edinburgh	L6-8 yrs	2.4	9.033	31	2.0	8.700	15	2.1	8.333	24	3.1	11.150	9		37.216	21		
197	Hannah	Kerr	West Lothian	L6-8 yrs	2.4	10.600	11	2.0	8.333	19	=	2.6	8.100	26	2.6	9.700	26		36.733	22	
210	Charlie	Scott	Dundee	L6-8 yrs	2.4	10.267	19	2.0	7.900	22	2.0	7.433	28	3.1	10.800	11	=	36.400	23		
196	Rebecca	Knowles	West Lothian	L6-8 yrs	2.4	10.500	14	1.3	7.267	25	2.6	8.167	25	2.6	10.000	23		35.934	24		
218	Lana	Mackay	City of Edinburgh	L6-8 yrs	2.4	10.067	25	=	1.4	6.433	26	2.6	8.967	19	3.1	10.450	17		35.917	25	
219	Kamile	Gimbutyte	City of Edinburgh	L6-8 yrs	2.4	10.067	25	=	2.0	8.333	19	=	2.1	7.400	29	2.6	10.100	21	=	35.900	26
222	Jasmine	Black	Lothian	L6-8 yrs	2.4	10.100	22	=	1.3	5.967	29	3.1	8.367	23	2.1	9.300	27	=	33.734	27	
223	Alex	Grieves	Lothian	L6-8 yrs	2.4	10.100	22	=	1.3	6.033	28	3.1	8.500	22	1.6	8.950	29		33.583	28	
221	Alex	McInnes	Lothian	L6-8 yrs	2.4	10.100	22	=	1.3	6.167	27	2.0	6.200	31	2.6	9.950	24		32.417	29	
207	Emma	McLintock	City of Glasgow	L6-8 yrs	2.4	9.533	29	1.9	5.200	31	2.1	8.633	20	1.6	8.800	30		32.166	30		
206	Beth	Logan	City of Glasgow	L6-8 yrs	2.4	10.767	10	1.9	5.667	30	2.0	6.900	30	0.6	8.100	31		31.434	31		

2013 Scottish Levels

Women's Artistic

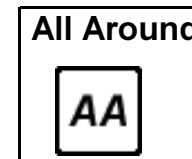
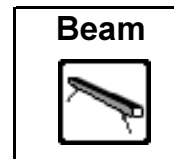
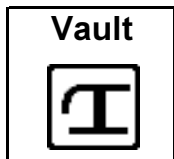


L6-10/11 yrs

No	Name	Club	Comp	D	VT		D	UB		D	BB		D	FX		AA		
233	Ellie	MacKenzie	Lasswade	L6-10/11 yrs	2.4	11.833	1	2.5	11.033	3	3.1	11.533	7	3.1	11.600	8	45.999	1
256	Eryn	Thom	Garioch	L6-10/11 yrs	2.4	11.333	5	3.1	11.433	1	3.1	11.133	16	3.2	11.750	4	45.649	2
242	Chole	Ashmead	Largs	L6-10/11 yrs	2.4	11.367	2	3.1	10.800	9	3.1	11.567	6	3.1	11.850	1	45.584	3
243	Eilidh	Crangle	Largs	L6-10/11 yrs	2.4	10.567	28	2.0	10.767	10	3.1	12.000	2	3.2	11.750	4	45.084	4
257	Olivia	Cordiner	Garioch	L6-10/11 yrs	2.4	11.033	11	2.5	10.967	4	3.1	11.233	13	3.2	11.850	1	45.083	5
239	Sophie	Dwyer	Hamilton	L6-10/11 yrs	2.4	10.633	26	3.1	10.867	8	3.1	11.767	3	3.1	11.450	12	44.717	6
268	Ellie	Menmuir	Perth	L6-10/11 yrs	2.4	10.900	15	2.5	10.933	6	2.6	10.867	21	3.1	11.800	3	44.500	7
237	Abbi	Malinowski	Lasswade	L6-10/11 yrs	2.4	11.367	2	2.5	10.967	4	3.1	10.100	31	3.1	11.750	4	44.184	8
236	Mari	Rogers	Lasswade	L6-10/11 yrs	2.4	10.700	20	2.5	10.433	14	3.1	11.400	11	3.1	11.450	12	43.983	9
249	Jade	Handleigh	Dumfries Y	L6-10/11 yrs	2.4	10.500	29	2.6	10.600	12	3.1	11.533	7	3.1	11.000	24	43.633	10
245	Eve	Matthew	Largs	L6-10/11 yrs	2.4	11.000	13	2.0	10.267	16	3.1	10.800	22	3.1	11.500	11	43.567	11
240	Olivia	Muir	Hamilton	L6-10/11 yrs	2.4	10.667	23	2.5	10.000	24	3.1	11.067	18	3.1	11.700	7	43.434	12
255	Amber	Colley	Garioch	L6-10/11 yrs	2.4	10.933	14	2.5	11.100	2	3.1	9.767	41	3.2	11.450	12	43.250	13
282	Alyssa	Leech	Dundee	L6-10/11 yrs	2.4	11.367	2	2.5	10.300	15	3.1	11.033	19	2.6	10.500	46	43.200	14
261	Emily	Hutton	City of Edinburgh	L6-10/11 yrs	2.4	10.600	27	2.0	9.933	26	3.1	11.467	10	3.1	10.800	37	42.800	15
235	Rebecca	Leslie	Lasswade	L6-10/11 yrs	2.4	10.333	37	2.5	10.933	6	3.1	10.067	32	3.1	11.300	15	42.633	16
262	Emma	Richards	City of Edinburgh	L6-10/11 yrs	2.4	9.633	56	2.6	10.267	16	3.1	11.167	15	3.1	11.200	18	42.267	17
231	Janie	Evans	Lenzie Woodhead	L6-10/11 yrs	2.4	10.233	40	2.6	9.033	48	3.1	11.767	3	3.1	11.200	18	42.233	18
283	Holly	Hendry	City of Aberdeen	L6-10/11 yrs	2.4	10.900	15	2.5	10.533	13	3.1	10.000	33	2.6	10.700	42	42.133	19
230	Holly	Richardson	Allander	L6-10/11 yrs	2.4	11.133	8	2.5	10.133	22	3.1	9.867	39	3.1	11.000	24	42.133	19
247	Rebecca	McClymont	Largs	L6-10/11 yrs	2.4	10.133	44	2.0	9.867	30	3.1	11.100	17	3.1	11.000	24	42.100	21
226	Abbey	Orr	Allander	L6-10/11 yrs	2.4	10.367	35	2.5	9.600	37	3.1	11.233	13	3.1	10.800	37	42.000	22
244	Eva	Wilson	Largs	L6-10/11 yrs	2.4	11.067	10	2.5	9.200	42	2.6	10.167	29	3.1	11.550	10	41.984	23
248	Kate	Jamieson	Dumfries Y	L6-10/11 yrs	2.4	10.733	19	2.5	9.400	40	3.1	12.100	1	2.1	9.700	59	41.933	24
260	Josephine	Leslie	City of Edinburgh	L6-10/11 yrs	2.4	10.800	17	2.5	9.900	28	2.6	10.267	25	3.1	10.900	32	41.867	25
227	Emma	Raeside	Allander	L6-10/11 yrs	2.4	10.167	42	2.5	8.400	57	3.1	11.667	5	3.1	11.600	8	41.834	26
229	Briagha	Cook	Allander	L6-10/11 yrs	2.4	11.033	11	2.5	9.900	28	2.6	9.900	37	3.2	10.900	32	41.733	27
278	Lia	Mitchell	Balwearie	L6-10/11 yrs	2.4	10.400	34	2.0	8.867	53	3.1	11.500	9	3.1	10.950	28	41.717	28
266	Anna	Cameron	West Lothian	L6-10/11 yrs	2.4	9.233	60	2.0	9.800	34	3.1	11.267	12	3.1	11.100	20	41.400	29
264	Hannah	Sanderson Duke	West Lothian	L6-10/11 yrs	2.4	11.233	6	2.0	9.967	25	2.6	9.233	49	3.1	10.950	28	41.383	30
265	Amy	Murphy	West Lothian	L6-10/11 yrs	2.4	10.433	32	2.5	10.200	20	2.6	9.700	43	2.6	10.800	37	41.133	31
287	Lucy	McCluskey	Beacon	L6-10/11 yrs	2.4	10.267	38	2.0	9.933	26	2.6	9.967	34	3.1	10.950	28	41.117	32
276	Lauren	Hayward	Dynamic	L6-10/11 yrs	2.4	10.767	18	2.5	9.867	30	2.6	9.967	34	3.1	10.500	46	41.101	33
246	Jennifer	Heyburn	Largs	L6-10/11 yrs	2.4	10.267	38	2.0	10.233	18	3.1	9.267	48	3.1	11.000	24	40.767	34

2013 Scottish Levels

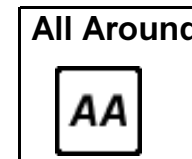
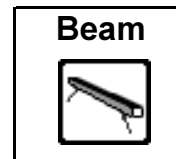
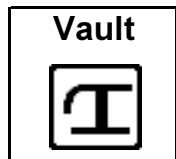
Women's Artistic



285	Courtney	Gilbert	Beacon	L6-10/11 yrs	2.4	10.033	48	=	2.0	8.500	56	=	3.1	10.967	20	=	3.1	11.250	17	=	40.750	35	=
238	Olivia	Fraser	Lasswade	L6-10/11 yrs	2.4	9.333	58	=	2.0	9.867	30	=	3.1	10.167	29	=	3.1	11.300	15	=	40.667	36	=
279	Helena	Hollins	Dundonald	L6-10/11 yrs	2.4	11.133	8	=	2.6	10.233	18	=	2.1	8.667	55	=	3.1	10.550	45	=	40.583	37	=
270	Tess	Robertson	Auchterarder	L6-10/11 yrs	2.4	10.667	23	=	2.0	9.133	44	=	2.1	10.233	26	=	3.1	10.500	46	=	40.533	38	=
241	Katie	Frame	Hamilton	L6-10/11 yrs	2.4	10.167	42	=	2.0	9.100	45	=	3.1	10.800	22	=	2.6	10.450	50	=	40.517	39	=
281	Kaylah	Duncan	Dundee	L6-10/11 yrs	2.4	10.233	40	=	2.5	9.533	38	=	2.6	9.767	41	=	2.6	10.500	46	=	40.033	40	=
224	Laura	Wilson	Allander	L6-10/11 yrs	2.4	10.500	29	=	2.0	8.967	51	=	2.6	9.433	46	=	3.1	11.100	20	=	40.000	41	=
275	Mia	Richardson	Dynamic	L6-10/11 yrs	2.4	10.367	35	=	2.0	9.700	35	=	2.6	8.833	53	=	3.1	10.950	28	=	39.850	42	=
250	Annabel	King	Dumfries Y	L6-10/11 yrs	2.4	10.000	51	=	2.5	9.367	41	=	2.6	9.967	34	=	2.6	10.450	50	=	39.784	43	=
273	Hannah	Wood	Zodiak	L6-10/11 yrs	2.4	9.333	58	=	2.0	9.433	39	=	2.6	9.900	37	=	3.1	10.900	32	=	39.566	44	=
253	Tiana	Marenah	City of Glasgow	L6-10/11 yrs	2.4	10.700	20	=	2.0	9.200	42	=	3.1	9.500	44	=	2.6	10.050	58	=	39.450	45	=
280	Jennifer	Hope	Dundonald	L6-10/11 yrs	2.4	10.033	48	=	2.6	10.767	10	=	3.1	7.700	60	=	3.2	10.900	32	=	39.400	46	=
263	Eilidh	Weir	West Lothian	L6-10/11 yrs	2.4	10.700	20	=	2.0	10.067	23	=	2.5	7.533	61	=	3.1	11.050	23	=	39.350	47	=
232	Emma	Brown	Lenzie Woodhead	L6-10/11 yrs	2.4	9.633	56	=	2.0	9.100	45	=	2.6	10.200	27	=	3.1	10.400	53	=	39.333	48	=
295	Sophie	McCafferty	Lasswade	L6-10/11 yrs	2.4	10.500	29	=	2.0	8.967	51	=	2.6	8.533	56	=	3.1	11.100	20	=	39.100	49	=
254	Niamh	Mitchell	City of Glasgow	L6-10/11 yrs	2.4	9.733	54	=	2.0	10.200	20	=	3.1	8.733	54	=	3.1	10.400	53	=	39.066	50	=
259	Hannah	Walker	Cumbernauld	L6-10/11 yrs	2.4	10.133	44	=	2.0	9.100	45	=	2.6	8.900	52	=	3.1	10.850	36	=	38.983	51	=
252	Sophie	Carmichael	City of Glasgow	L6-10/11 yrs	2.4	9.900	52	=	2.0	9.700	35	=	2.6	8.967	51	=	3.2	10.250	56	=	38.817	52	=
228	Lola	Wilson	Allander	L6-10/11 yrs	2.4	9.100	61	=	2.0	9.867	30	=	2.6	10.200	27	=	2.5	9.600	61	=	38.767	53	=
277	Aimee	Hughes	Zippys	L6-10/11 yrs	2.4	11.167	7	=	1.9	8.600	54	=	2.6	8.200	59	=	2.6	10.650	43	=	38.617	54	=
225	Coirilidh	Cook	Allander	L6-10/11 yrs	2.4	10.033	48	=	2.0	8.200	58	=	3.1	9.867	39	=	3.1	10.450	50	=	38.550	55	=
274	Orla	O'Neil	Zodiak	L6-10/11 yrs	2.4	10.067	47	=	2.0	8.167	59	=	2.6	9.500	44	=	2.6	10.750	41	=	38.484	56	=
251	Sinead	Wilson	City of Glasgow	L6-10/11 yrs	2.4	10.100	46	=	2.0	6.833	61	=	3.1	10.533	24	=	3.1	10.800	37	=	38.266	57	=
269	Arianne	McCossan	Auchterarder	L6-10/11 yrs	2.4	10.667	23	=	2.6	9.000	49	=	2.0	8.300	58	=	3.2	10.250	56	=	38.217	58	=
286	Emily	Low	Beacon	L6-10/11 yrs	2.4	9.733	54	=	1.9	8.533	55	=	2.6	9.300	47	=	2.6	10.600	44	=	38.166	59	=
272	Heather	Buchanan	Auchterarder	L6-10/11 yrs	2.4	10.433	32	=	2.4	7.667	60	=	3.1	9.067	50	=	2.6	10.300	55	=	37.467	60	=
267	Jenni	Fearnley	Lothian	L6-10/11 yrs	2.4	9.900	52	=	2.5	9.000	49	=	2.6	8.433	57	=	2.1	9.700	59	=	37.033	61	=

2013 Scottish Levels

Women's Artistic

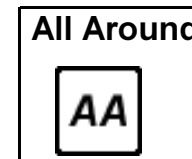
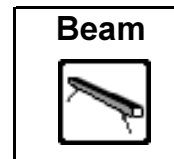
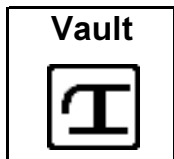


L6-12+yrs

No	Name	Club	Comp	D	VT		D	UB		D	BB		D	FX		AA		
302	Sophie	Watters	Hamilton	L6-12+yrs	2.4	10.833	16 =	3.1	11.100	4 =	3.1	11.733	3	2.6	11.450	7 =	45.116	1
288	Katie	Davie	City of Aberdeen	L6-12+yrs	2.4	11.433	4	3.1	9.733	34	3.1	12.233	1	3.1	11.600	3	44.999	2
305	Kara	McDougall	Cumbernauld	L6-12+yrs	2.4	10.633	21 =	2.0	10.400	16	3.1	11.533	4 =	3.1	11.800	1 =	44.366	3
341	Kira	McRobb	Beacon	L6-12+yrs	2.4	10.500	30 =	3.1	10.967	7 =	3.1	11.467	6	3.1	11.200	14 =	44.134	4
328	Ellie	Fraser	Zodiak	L6-12+yrs	2.4	11.267	7 =	2.5	10.467	14	2.6	10.800	16	3.1	11.500	5 =	44.034	5
336	Heather	Gault	Beacon	L6-12+yrs	2.4	11.000	10	3.1	11.067	6	3.1	10.900	14 =	3.1	11.000	26 =	43.967	6
298	Sarah	Wright	Auchterarder	L6-12+yrs	2.4	10.900	14 =	2.6	10.333	18 =	3.1	11.533	4 =	3.2	11.000	26 =	43.766	7
303	Ellen	Baird	City of Edinburgh	L6-12+yrs	2.4	10.433	34 =	3.1	10.833	10 =	3.1	11.333	8 =	3.1	11.100	21 =	43.699	8
486	Erina	Foley	Dumfries Y	L6-12+yrs	2.4	10.100	43	3.1	11.133	3	3.1	11.200	12	3.1	11.200	14 =	43.633	9
320	Elise	Hendry	Lenzie Woodhead	L6-12+yrs	2.4	11.400	5	2.0	10.233	20 =	2.6	10.500	19	3.1	11.400	10 =	43.533	10
306	Ioanna	Vazalou	Cumbernauld	L6-12+yrs	2.4	10.467	33	2.0	9.767	33	3.1	11.867	2	3.1	11.300	12 =	43.401	11
338	Shauna	Milne	Beacon	L6-12+yrs	2.4	10.533	28 =	3.1	10.967	7 =	3.1	11.233	10 =	3.1	10.650	37	43.383	12
308	Caraid	Armstrong	Midlothian	L6-12+yrs	2.4	10.933	12 =	2.0	10.200	22	3.1	11.333	8 =	3.1	10.850	31	43.316	13
324	Christina	Bain	Largs	L6-12+yrs	2.4	10.567	26 =	3.1	10.733	12	2.6	10.900	14 =	3.3	11.000	26 =	43.200	14
307	Tammy	Carson	Midlothian	L6-12+yrs	2.4	10.933	12 =	2.6	10.933	9	2.6	10.267	21	3.2	11.050	23 =	43.183	15
289	Laura	Jack	City of Aberdeen	L6-12+yrs	2.4	11.100	9	3.1	11.200	1	2.6	9.667	35	3.1	11.050	23 =	43.017	16
335	Iona	Wilson	Beacon	L6-12+yrs	2.4	10.967	11	3.1	11.100	4 =	2.6	9.500	38 =	3.2	11.150	17 =	42.717	17
322	Amy	McKie	Dumfries Y	L6-12+yrs	2.4	10.500	30 =	2.5	10.167	23 =	3.1	10.967	13	2.6	10.800	32 =	42.434	18
290	Abigail	Wilson	City of Aberdeen	L6-12+yrs	3.0	11.667	1 =	2.5	10.367	17	2.6	10.367	20	3.1	10.000	46	42.401	19
294	Mhairi	Greig	City of Aberdeen	L6-12+yrs	2.4	11.467	3	3.1	10.833	10 =	2.6	9.100	43	3.1	10.950	30	42.350	20
325	Jessica	Wilson	Zodiak	L6-12+yrs	2.4	10.533	28 =	2.5	10.033	28	3.1	11.400	7	3.1	10.350	43	42.316	21
292	Amy	Allerdyce	City of Aberdeen	L6-12+yrs	2.4	11.300	6	2.5	10.333	18 =	2.6	10.067	24 =	3.1	10.600	38 =	42.300	22
293	Chloe	Leslie	City of Aberdeen	L6-12+yrs	2.4	10.567	26 =	2.5	10.000	29 =	3.1	10.667	17	3.1	11.000	26 =	42.234	23
326	Sacha	Muir	Zodiak	L6-12+yrs	2.4	10.833	16 =	2.5	9.667	35	2.6	9.933	30	3.1	11.800	1 =	42.233	24
234	Molly	Short	Lasswade	L6-12+yrs	2.4	10.767	18	2.0	10.000	29 =	2.6	9.867	31	3.1	11.450	7 =	42.084	25
321	Emma	Lumb	Dumfries Y	L6-12+yrs	2.4	11.667	1 =	2.0	9.500	39	3.1	10.200	22	2.6	10.700	35 =	42.067	26
334	Megan	Hyland	Beacon	L6-12+yrs	2.4	10.433	34 =	2.0	9.167	42	3.1	11.233	10 =	3.2	11.150	17 =	41.983	27
291	Leah	Graham	City of Aberdeen	L6-12+yrs	2.4	11.267	7 =	2.5	10.433	15	2.6	9.200	41	3.2	11.050	23 =	41.950	28
323	Tamara	Brown	Dumfries Y	L6-12+yrs	2.4	10.267	39	2.5	9.400	40	2.6	10.633	18	3.1	11.550	4	41.850	29
331	Zoe	Jeffers	Allander	L6-12+yrs	2.4	10.700	19 =	2.6	10.667	13	2.1	9.133	42	3.1	11.150	17 =	41.650	30
342	Ailsa	Gault	Beacon	L6-12+yrs	2.4	10.700	19 =	2.0	10.100	26	2.1	9.633	36 =	2.6	11.100	21 =	41.533	31
313	Montanna	Irwin	Dynamic	L6-12+yrs	2.4	10.600	24 =	2.5	10.133	25	2.6	10.000	28	3.1	10.550	40 =	41.283	32
327	Rhona	Black	Zodiak	L6-12+yrs	2.4	9.833	48	2.0	10.233	20 =	2.6	9.833	32	3.1	11.200	14 =	41.099	33
312	Abby	Smith	Dynamic	L6-12+yrs	2.4	10.600	24 =	2.6	11.167	2	3.1	8.667	44	3.1	10.400	42	40.834	34

2013 Scottish Levels

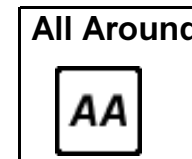
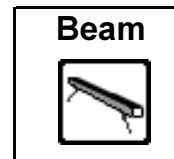
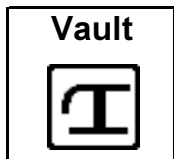
Women's Artistic



319	Abigail	Cribbes	Lenzie Woodhead	L6-12+yrs	2.4	10.633	21 =	2.0	10.067	27	2.6	10.033	26 =	2.5	10.100	45	40.833	35
315	Rosie	Walker	Balwearie	L6-12+yrs	2.4	10.367	37	2.5	9.133	43	2.6	9.800	33	3.2	11.500	5	40.800	36
340	Sorcha	Florence	Beacon	L6-12+yrs	2.4	10.633	21 =	2.6	9.800	32	2.6	9.733	34	2.6	10.600	38 =	40.766	37
316	Hannah	Little	Lenzie Woodhead	L6-12+yrs	2.4	9.867	47	2.6	9.967	31	3.1	9.500	38 =	3.1	11.300	12 =	40.634	38
309	Emily	Wright	Midlothian	L6-12+yrs	2.4	10.000	45	2.0	9.600	36	3.1	9.967	29	3.2	10.750	34	40.317	39
296	Anna	McCafferty	Lasswade	L6-12+yrs	2.4	10.433	34 =	1.9	8.833	45	2.6	9.433	40	3.1	11.450	7 =	40.149	40
343	Claire	Gourlay	Beacon	L6-12+yrs	2.4	10.200	41	2.0	9.567	37	2.6	9.633	36 =	2.6	10.700	35 =	40.100	41
311	Nadia	Murray	Midlothian	L6-12+yrs	2.4	10.900	14 =	2.0	8.200	46	3.1	10.033	26 =	3.2	10.550	40 =	39.683	42
300	Holly	Walden	Auchterarder	L6-12+yrs	2.4	9.900	46	2.0	9.533	38	2.6	10.133	23	2.6	9.900	47	39.466	43
339	Anna	McCluskey	Beacon	L6-12+yrs	2.4	10.033	44	2.6	10.167	23 =	2.5	8.433	45 =	3.1	10.800	32 =	39.433	44
337	Jeanine	Massie	Beacon	L6-12+yrs	2.4	10.500	30 =	1.9	7.167	48	3.1	10.067	24 =	3.1	11.400	10 =	39.134	45
314	Megan	McNally	Dynamic	L6-12+yrs	2.4	10.233	40	2.5	9.267	41	2.1	7.900	48	3.1	10.300	44	37.700	46
330	Kirsten	Ritchie	Allander	L6-12+yrs	2.4	10.300	38	2.6	8.967	44	3.1	8.433	45 =	2.5	9.250	48	36.950	47
329	Beth	Simpson	Allander	L6-12+yrs	2.4	10.133	42	1.9	7.233	47	2.6	8.233	47	3.1	11.150	17 =	36.749	48

2013 Scottish Levels

Women's Artistic

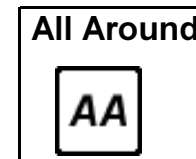
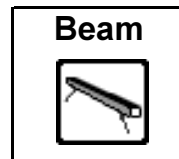
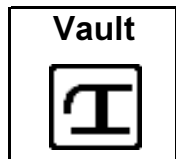


L5-10/11 yrs

No	Name	Club	Comp	D	VT		D	UB		D	BB		D	FX		AA						
369	Katie	Martin	Cumbernauld	L5-10/11 yrs	2.4	11.533	1	2.6	10.500	20	=	3.3	12.700	1	3.3	11.500	4	=	46.233	1		
365	Lucy	Rae	Garioch	L5-10/11 yrs	2.4	11.233	8	=	2.5	10.933	8	=	3.3	12.367	2	3.3	11.500	4	=	46.033	2	
372	Ellie	Black	City of Aberdeen	L5-10/11 yrs	2.4	10.833	25	=	2.5	11.267	5	=	3.7	12.100	3	3.5	11.600	3	=	45.800	3	
361	Aimee	Watson	Lasswade	L5-10/11 yrs	2.4	11.267	6	=	2.5	11.467	2	=	2.7	10.833	8	3.2	11.300	8	=	44.867	4	
349	Amelia	Leslie	City of Edinburgh	L5-10/11 yrs	2.4	10.967	17	=	2.5	11.333	4	=	2.8	10.667	11	3.2	10.800	20	=	43.767	5	
364	Hannah	Redfern	Garioch	L5-10/11 yrs	2.4	10.633	32	=	2.5	10.767	10	=	2.7	11.000	7	3.3	11.250	9	=	43.650	6	
367	Niamh	Crofts	Balwearie	L5-10/11 yrs	2.4	10.933	18	=	2.5	11.367	3	=	3.3	10.067	17	3.3	11.250	9	=	43.617	7	
352	Carys	Cassells	Zodiak	L5-10/11 yrs	2.4	11.467	3	=	2.5	10.900	9	=	2.7	10.300	14	3.2	10.700	23	=	43.367	8	
370	Mia	Paterson	Cumbernauld	L5-10/11 yrs	2.4	10.667	31	=	2.5	10.700	13	=	3.3	11.167	5	3.2	10.800	20	=	43.334	9	
371	Lucia	Coggins	Largs	L5-10/11 yrs	2.4	11.233	8	=	2.5	9.267	30	=	3.3	11.100	6	3.2	11.650	2	=	43.250	10	
376	Ellie	Patrick	Dynamic	L5-10/11 yrs	2.4	11.233	8	=	2.5	11.033	7	=	2.8	9.933	19	=	3.2	11.050	12	=	43.249	11
347	Lalitha	Hirani	City of Edinburgh	L5-10/11 yrs	2.4	11.100	14	=	2.5	9.267	30	=	3.3	11.733	4	3.2	10.950	15	=	43.050	12	
373	Jane	Davidson	City of Aberdeen	L5-10/11 yrs	2.4	11.500	2	=	2.5	11.533	1	=	2.6	8.533	32	3.4	11.450	6	=	43.016	13	
353	Ruby	Hutton	Dundee	L5-10/11 yrs	2.4	10.733	28	=	2.5	10.567	18	=	2.8	10.567	12	3.2	11.000	14	=	42.867	14	
374	Niamh	Smith	City of Aberdeen	L5-10/11 yrs	2.4	11.100	14	=	2.5	10.733	11	=	2.8	9.833	23	3.3	11.100	11	=	42.766	15	
348	Bethany	Leitch	City of Edinburgh	L5-10/11 yrs	2.4	10.700	29	=	2.5	10.667	14	=	2.2	10.200	16	3.2	11.050	12	=	42.617	16	
350	Vicky	Beith	City of Edinburgh	L5-10/11 yrs	2.4	10.500	34	=	2.5	10.600	17	=	2.8	10.700	9	=	3.2	10.800	20	=	42.600	17
354	Maia	Ramzan	Dundee	L5-10/11 yrs	2.4	11.267	6	=	2.5	9.500	27	=	2.8	10.433	13	3.2	11.350	7	=	42.550	18	
351	Blythe	Sands	City of Edinburgh	L5-10/11 yrs	2.4	10.600	33	=	2.5	10.300	24	=	2.7	10.700	9	=	3.2	10.500	25	=	42.100	19
380	Cara	Duncan	Zippys	L5-10/11 yrs	2.4	11.067	16	=	3.1	11.133	6	=	2.8	9.267	28	3.2	10.400	26	=	41.867	20	
366	Ellie	Robertson	Balwearie	L5-10/11 yrs	2.4	10.933	18	=	2.5	10.367	22	=	1.9	8.700	30	3.3	11.700	1	=	41.700	21	
344	Abbie	Forbes	City of Edinburgh	L5-10/11 yrs	2.4	11.233	8	=	2.5	10.733	11	=	2.8	8.667	31	3.2	10.850	18	=	41.483	22	
346	Rosanna	Thomson	City of Edinburgh	L5-10/11 yrs	2.4	11.400	4	=	2.5	10.667	14	=	2.8	8.433	34	3.2	10.950	15	=	41.450	23	
356	Caitlin	McAuley	Dundee	L5-10/11 yrs	2.4	10.833	25	=	2.5	10.100	25	=	2.3	9.867	21	=	3.2	10.550	24	=	41.350	24
345	Katy	Coats	City of Edinburgh	L5-10/11 yrs	2.4	10.933	18	=	2.5	10.667	14	=	2.7	9.333	27	3.2	10.400	26	=	41.333	25	
375	Lara	Wilson	Dundonald	L5-10/11 yrs	2.4	10.800	27	=	2.0	10.500	20	=	2.7	9.867	21	=	2.7	9.950	33	=	41.117	26
379	Olivia	Pickford	Zippys	L5-10/11 yrs	2.4	10.933	18	=	2.5	9.700	26	=	2.2	10.233	15	3.2	10.250	28	=	41.116	27	
381	Sara	Herbert-Ruiz	Zippys	L5-10/11 yrs	2.4	11.167	12	=	3.1	10.333	23	=	2.8	9.433	25	3.2	10.150	29	=	41.083	28	
368	Beth	McMichael	Allander	L5-10/11 yrs	2.4	11.167	12	=	2.0	9.067	33	=	3.3	9.367	26	3.3	10.950	15	=	40.551	29	
360	Georgia	Weir	City of Glasgow	L5-10/11 yrs	2.4	10.867	24	=	2.5	9.367	29	=	2.7	9.233	29	3.3	10.850	18	=	40.317	30	
359	Molly	Fitzpatrick	City of Glasgow	L5-10/11 yrs	2.4	10.933	18	=	2.0	9.200	32	=	2.7	10.033	18	3.2	9.200	34	=	39.366	31	
378	Anna	Creelman	Zippys	L5-10/11 yrs	2.4	10.900	23	=	2.5	9.400	28	=	2.2	9.933	19	=	2.6	8.750	35	=	38.983	32
358	Morgan	Queen	City of Glasgow	L5-10/11 yrs	2.4	10.700	29	=	2.0	8.233	34	=	2.7	9.733	24	3.3	10.050	32	=	38.716	33	
362	Cheyne	Malcolm	Auchterarder	L5-10/11 yrs	2.4	11.300	5	=	2.5	7.600	35	=	1.6	8.467	33	3.2	10.150	29	=	37.517	34	
377	Morgan	Brodie	Dynamic	L5-10/11 yrs	0.0	0.000	35	=	2.5	10.533	19	=	1.5	5.600	35	3.3	10.150	29	=	26.283	35	

2013 Scottish Levels

Women's Artistic

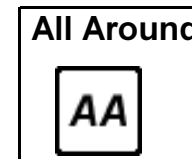
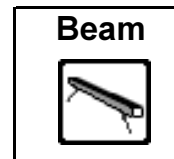
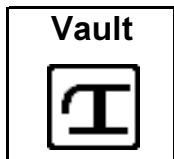


L5-12/13 yrs

No	Name	Club	Comp	D	VT		D	UB		D	BB		D	FX		AA		
389	Emma	Nardone	Perth	L5-12/13 yrs	2.4	11.367	9 =	2.5	11.133	4	3.3	12.267	1	3.3	11.100	9 =	45.867	1
405	Molly	Simpson	Garioch	L5-12/13 yrs	2.4	11.467	5 =	2.5	11.267	1 =	3.3	11.567	2	3.3	11.400	5	45.701	2
392	Dawn	Parker	Zodiak	L5-12/13 yrs	2.4	11.567	4	2.5	10.967	6 =	2.7	10.167	8	3.2	11.550	2	44.251	3
384	Iona	McDougall	Hamilton	L5-12/13 yrs	3.0	11.400	7 =	2.5	10.833	9 =	3.3	10.600	5	3.3	11.000	12 =	43.833	4
382	Rebecca	Scott	Hamilton	L5-12/13 yrs	2.4	11.100	20	2.6	10.267	18	2.7	11.067	3	3.3	11.200	7 =	43.634	5
395	Chloe	Bain	Auchterarder	L5-12/13 yrs	2.4	11.200	17 =	2.5	10.900	8	2.7	10.833	4	3.3	10.300	24	43.233	6
391	Eilidh	Thomson	Zodiak	L5-12/13 yrs	2.4	11.267	14 =	2.5	11.200	3	2.7	9.933	10	3.2	10.800	17	43.200	7
386	Jessica	Curle	Cumbernauld	L5-12/13 yrs	2.4	11.300	12 =	2.6	10.600	12	3.3	10.467	6	3.2	10.750	18 =	43.117	8
406	Alix	Small	Phoenix Forfar	L5-12/13 yrs	3.0	11.767	1	2.5	10.367	16 =	2.1	9.233	15 =	3.3	11.650	1	43.017	9
404	Jayde	Faichney	Balwearie	L5-12/13 yrs	2.4	10.967	22	2.5	11.067	5	2.2	9.800	11	3.3	11.100	9 =	42.934	10
407	Kayleigh	Meek	Phoenix Forfar	L5-12/13 yrs	3.0	11.467	5 =	2.5	10.700	11	2.1	9.233	15 =	3.3	11.000	12 =	42.400	11
403	Stephanie	Gibson	Balwearie	L5-12/13 yrs	2.4	11.333	11	2.5	10.567	13	2.9	9.000	19	3.4	11.250	6	42.150	12
390	Daisy	Winskill	Zodiak	L5-12/13 yrs	2.4	11.400	7 =	2.5	11.267	1 =	2.2	8.467	23	3.2	10.950	15 =	42.084	13
397	Rebecca	Wright	Midlothian	L5-12/13 yrs	2.4	10.733	26	2.5	10.533	14	1.7	9.067	17	3.5	11.450	4	41.783	14
409	Dannielle	Gallacher	City of Aberdeen	L5-12/13 yrs	3.0	11.367	9 =	2.5	10.833	9 =	1.7	9.033	18	2.8	10.500	20	41.733	15
383	Collette	Whyte	Hamilton	L5-12/13 yrs	3.0	11.300	12 =	2.5	10.500	15	2.7	8.700	22	3.3	11.200	7 =	41.700	16
393	Isobel	Findlay	Auchterarder	L5-12/13 yrs	2.4	11.600	2 =	2.9	9.333	24 =	2.3	10.433	7	3.3	10.200	25	41.566	17
385	Lauren	English	Hamilton	L5-12/13 yrs	2.4	10.833	23 =	2.5	10.200	19 =	2.2	10.067	9	2.6	10.450	21 =	41.550	18
410	Lois	Munroe	City of Aberdeen	L5-12/13 yrs	2.4	11.233	16	2.5	10.200	19 =	2.2	8.900	20 =	3.3	11.100	9 =	41.433	19
400	Laura	Saunderson	West Lothian	L5-12/13 yrs	2.4	10.833	23 =	2.5	10.967	6 =	2.2	8.900	20 =	3.3	10.350	23	41.050	20
394	Elsa	Robertson	Auchterarder	L5-12/13 yrs	2.4	11.133	19	2.6	10.367	16 =	2.2	8.267	25	3.2	10.450	21 =	40.217	21
413	Rebecca	Fraser	Zippys	L5-12/13 yrs	3.0	11.200	17 =	2.7	9.767	22	2.2	9.567	13	3.2	9.600	27	40.134	22
408	Clara	Smith	Phoenix Forfar	L5-12/13 yrs	2.4	11.267	14 =	2.5	10.200	19 =	2.2	7.633	27	3.3	10.950	15 =	40.050	23
399	Erin	Green	West Lothian	L5-12/13 yrs	2.4	11.067	21	2.5	9.400	23	1.7	8.033	26	3.2	10.750	18 =	39.250	24
396	Emma	Tulloch	Midlothian	L5-12/13 yrs	2.4	11.600	2 =	2.4	8.533	27	2.2	7.367	28	3.4	11.500	3	39.000	25
402	Morgan	Spiers	City of Glasgow	L5-12/13 yrs	2.4	10.700	27	2.5	8.567	26	2.2	9.667	12	3.3	10.050	26	38.984	26
398	Umber	Chaudry	West Lothian	L5-12/13 yrs	2.4	10.800	25	1.9	7.633	29	2.2	9.467	14	3.2	11.000	12 =	38.900	27
411	Lucy	Cowie	Zippys	L5-12/13 yrs	2.4	10.667	28	2.5	9.333	24 =	2.2	6.667	29	3.2	9.250	28	35.917	28
401	Charlotte	Moore	City of Glasgow	L5-12/13 yrs	2.4	10.433	29	1.4	7.900	28	1.7	8.433	24	2.2	8.800	29	35.566	29

2013 Scottish Levels

Women's Artistic



L4-InAge

No	Name	Club	Comp	D	VT			D	UB			D	BB			D	FX			AA	
425	Anna	Hollins	L4-InAge	4.0	13.033	1		3.3	10.933	5		3.6	12.200	2		3.4	12.150	1		48.316	1
424	Lauren	McCormack	L4-InAge	3.5	12.467	2		3.3	11.700	2		3.5	12.333	1		3.5	11.450	2		47.950	2
414	Brooke	Masson	L4-InAge	3.5	12.433	3		3.3	12.300	1		3.7	11.867	4		2.9	11.000	6	=	47.600	3
416	Teagan	Batho	L4-InAge	3.5	12.300	7	=	3.3	11.267	3		3.7	12.000	3		3.4	11.300	4		46.867	4
415	Isla	Clark	L4-InAge	3.5	11.967	12		2.9	10.167	9		3.7	11.500	5		3.4	11.350	3		44.984	5
422	Sacha	Horne	L4-InAge	3.5	12.000	10	=	3.3	10.767	6		3.0	10.667	6		3.4	11.000	6	=	44.434	6
417	Daisy	Morby	L4-InAge	3.5	12.367	4	=	3.3	10.700	7		3.6	10.133	7		2.9	10.400	9		43.600	7
418	Carly	McPhillips	L4-InAge	3.5	12.300	7	=	3.2	10.433	8		2.9	9.900	9		2.8	9.800	11		42.433	8
419	Rebecca	Farningham	L4-InAge	3.5	12.000	10	=	3.2	9.033	10		2.9	9.933	8		3.3	11.200	5		42.166	9
423	Isla	Raeburn Potter	L4-InAge	3.5	12.033	9		3.0	11.233	4		2.2	4.267	12		2.8	11.000	6	=	38.533	10
420	Katie	Cowan	L4-InAge	3.5	12.367	4	=	3.4	8.833	11		2.3	7.000	10		2.8	9.650	12		37.850	11
421	Crystelle	Lake	L4-InAge	3.5	12.333	6		2.4	8.300	12		1.6	4.333	11		2.9	10.050	10		35.016	12

L3-InAge

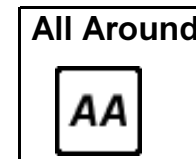
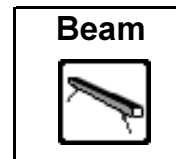
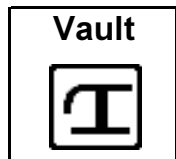
No	Name	Club	Comp	D	VT			D	UB			D	BB			D	FX			AA	
427	Leah	Reid	L3-InAge	3.5	11.833	10		3.4	11.433	1		3.7	11.533	2		3.5	11.350	2	=	46.149	1
429	Pretoria	Drever	L3-InAge	3.5	12.567	1		1.9	9.167	4		3.3	11.867	1		3.0	11.700	1		45.301	2
430	Kerys	Currie	L3-InAge	3.5	12.267	4		2.1	10.033	2		3.0	11.300	4		2.9	10.850	9	=	44.450	3
437	Mia	Docherty	L3-InAge	3.5	12.533	2		1.9	8.500	8	=	3.3	10.967	6		3.0	11.350	2	=	43.350	4
438	Holly	Hixon	L3-InAge	3.5	12.100	7		1.9	8.367	10		2.9	11.433	3		3.8	11.200	5		43.100	5
439	Kirsty	Fowler	L3-InAge	3.5	11.800	11		2.6	9.533	3		3.1	10.433	9		3.7	11.150	6	=	42.916	6
434	Ellie	Breadner	L3-InAge	3.5	12.467	3		1.9	8.700	7		3.6	10.300	11		3.5	11.300	4		42.767	7
436	Kacey	Morrison	L3-InAge	3.5	12.233	5		1.9	8.767	6		3.1	10.567	8		3.5	11.150	6	=	42.717	8
428	Kelsey	Core	L3-InAge	3.5	12.200	6		1.9	8.833	5		3.1	11.233	5		3.0	10.450	11		42.716	9
426	Anna	Gibson	L3-InAge	3.5	12.033	8		1.9	8.500	8	=	3.4	10.333	10		3.0	11.150	6	=	42.016	10
432	Amy	Kernighan	L3-InAge	3.5	11.933	9		0.0	0.000	11	=	2.9	10.867	7		3.5	10.850	9	=	33.650	11

L2-InAge

No	Name	Club	Comp	D	VT			D	UB			D	BB			D	FX			AA	
444	Laura Jane	Core	L2-InAge	2.6	11.700	4		2.8	11.200	1		4.2	11.400	1		4.2	11.800	1		46.100	1
446	Ellie	Russell	L2-InAge	2.6	11.600	5		1.8	9.300	6		3.1	10.633	2		4.1	11.700	2		43.233	2
447	Erin	Fraser	L2-InAge	4.0	12.167	2		1.9	9.267	7		2.8	10.100	7		4.2	11.600	3		43.134	3
445	Megan	Morrison	L2-InAge	2.6	11.733	3		1.8	9.767	4		2.9	10.233	6		3.4	11.100	6		42.833	4
443	Erin	Gallacher	L2-InAge	2.6	11.300	7		1.8	9.800	3		2.8	10.300	5		3.8	11.350	5		42.750	5
441	Emily	Bremner	L2-InAge	4.3	12.767	1		1.3	7.800	8		3.2	10.333	3		3.9	11.500	4		42.400	6
440	Nadia	Gibson	L2-InAge	2.4	11.267	8		1.8	9.667	5		2.5	10.067	8		3.9	10.900	7		41.901	7
442	Rosa	Holm Huxley	L2-InAge	2.4	11.367	6		2.7	9.867	2		3.1	10.333	3		4.0	10.150	8		41.717	8

2013 Scottish Levels

Women's Artistic



L5-8yrs

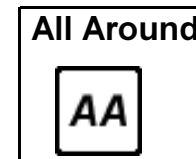
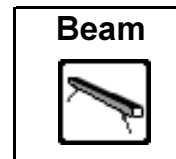
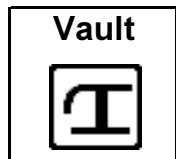
No	Name	Club	Comp	D	VT		D	UB		D	BB		D	FX		AA		
453	Millie	McConville	Dynamic	L5-8yrs	1.5	10.533	6	3.1	12.100	1	2.8	11.400	1	3.2	11.400	2	45.433	1
452	Millie	Redford	Dundonald	L5-8yrs	1.5	11.000	1	2.5	10.100	6	3.3	11.233	2	3.3	11.600	1	43.933	2
450	Lucy	Bain	Dundonald	L5-8yrs	1.5	10.933	2	2.5	11.367	3	2.7	10.833	4	3.2	10.650	4	43.783	3
449	Megan	Dowds	Dundonald	L5-8yrs	1.5	10.667	5	2.5	10.933	4	2.7	10.900	3	2.2	9.200	11	41.700	4
460	Layla	Williams	Garioch	L5-8yrs	1.5	10.333	9	2.5	9.033	9	2.7	9.967	7	3.3	10.900	3	40.233	5
451	Katie	Fulton	Dundonald	L5-8yrs	1.5	10.400	8	3.1	11.533	2	2.7	9.100	9	2.2	9.100	12	40.133	6
459	Jennifer	Hass	City of Glasgow	L5-8yrs	1.5	10.700	4	2.0	9.867	7	2.7	9.933	8	1.7	9.450	10	39.950	7
458	Lara	Storrie	City of Glasgow	L5-8yrs	1.5	10.500	7	2.0	9.167	8	2.7	10.567	5	1.7	9.500	9	39.734	8
457	Taylor	Richardson	Zippys	L5-8yrs	1.5	10.733	3	2.5	10.833	5	1.2	6.133	12	3.2	10.450	5	38.149	9
454	Ava	Russell	Meadowbank	L5-8yrs	1.5	9.967	11	2.0	8.867	10	2.2	8.367	10	2.2	9.950	7	37.151	10
455	Annabel	Thain	City of Edinburgh	L5-8yrs	1.5	9.867	12	2.4	7.333	11	2.7	10.233	6	2.2	9.650	8	37.083	11
448	Emma	Hamilton	Lasswade	L5-8yrs	1.5	10.333	9	2.5	6.867	12	2.1	7.533	11	2.2	10.100	6	34.833	12

L5-9yrs

No	Name	Club	Comp	D	VT		D	UB		D	BB		D	FX		AA		
461	Rebecca	Quinn	City of Glasgow	L5-9yrs	2.4	11.133	3	3.2	11.500	1 =	3.3	11.867	2	3.2	11.650	1	46.150	1
463	Jessica	Wright	City of Glasgow	L5-9yrs	2.4	11.500	1	2.5	10.867	5 =	3.3	12.300	1	3.2	11.400	4	46.067	2
462	Sophie	MacPherson	City of Glasgow	L5-9yrs	2.4	11.300	2	2.0	10.167	8 =	3.3	10.867	4	3.2	11.600	2	43.934	3
470	Holly	Keatings	Dynamic	L5-9yrs	2.4	11.033	6	2.5	11.500	1 =	2.2	10.133	7	3.2	11.000	6	43.666	4
471	Hana	Woods	Cumbernauld	L5-9yrs	2.4	11.067	5	2.5	10.900	4	2.7	9.833	9	3.2	11.450	3	43.250	5
472	Neve	Mitchell	Balwearie	L5-9yrs	2.4	10.600	12	2.5	10.167	8 =	3.4	11.133	3	3.2	10.900	7	42.800	6
467	Jessica	Lothian	Dundee	L5-9yrs	2.4	10.700	11	2.5	10.233	7	2.8	10.333	6	3.2	11.350	5	42.616	7
469	Robyn	Halliday	Lasswade	L5-9yrs	2.4	10.900	8	2.5	10.867	5 =	2.7	9.000	10	3.2	10.500	8	41.267	8
464	Millie	MacKenzie	City of Aberdeen	L5-9yrs	2.4	11.100	4	2.5	11.033	3	3.3	10.467	5	1.7	8.650	12	41.250	9
466	Jodi	White	City of Edinburgh	L5-9yrs	2.4	10.867	9 =	2.5	9.567	10	2.2	8.967	11	3.2	10.000	10	39.401	10
474	Holly	Roberts	Zippys	L5-9yrs	2.4	10.933	7	1.9	7.967	12	2.2	10.000	8	2.2	9.600	11	38.500	11
473	Naomi	Chin	Zippys	L5-9yrs	2.4	10.867	9 =	2.0	9.133	11	1.5	6.533	12	3.2	10.400	9	36.933	12

2013 Scottish Levels

Women's Artistic



L5-14+yrs

No	Name	Club	Comp	D	VT		D	UB		D	BB		D	FX		AA		
482	Lisa	Kinnear	City of Edinburgh	L5-14+yrs	2.4	11.200	6	2.5	11.400	1	3.3	11.333	1	3.3	11.350	5 =	45.283	1
475	Cali	Hutchison	Balwearie	L5-14+yrs	2.4	11.167	7	2.5	11.367	2	2.7	11.133	2	3.3	11.600	2 =	45.267	2
480	Kim	Beattie	City of Aberdeen	L5-14+yrs	3.4	11.900	2	2.5	10.433	6	2.4	9.700	6	3.3	11.700	1	43.733	3
481	Chloe	Allan	City of Aberdeen	L5-14+yrs	2.4	11.333	4	2.5	10.900	4	3.3	9.967	5	3.3	11.350	5 =	43.550	4
476	Mercy	Abel	Cumbernauld	L5-14+yrs	2.4	11.033	9	2.5	11.167	3	2.8	9.600	7	3.3	11.600	2 =	43.400	5
483	Emily	Reside	Allander	L5-14+yrs	2.4	11.100	8	2.5	10.067	8 =	2.2	10.133	4	3.3	11.550	4	42.850	6
478	Emily	Downes	Alloa	L5-14+yrs	3.0	11.300	5	2.5	10.067	8 =	2.7	10.700	3	3.3	10.200	9	42.267	7
485	Caitlin	Salt	Zodiak	L5-14+yrs	2.4	11.933	1	2.5	10.133	7	1.7	8.133	9	3.5	11.050	7	41.249	8
477	Gillian	Reid	Alloa	L5-14+yrs	3.0	11.467	3	2.7	10.833	5	2.1	6.067	11	3.3	9.600	11	37.967	9
484	Sophie	Swan	Dumfries Y	L5-14+yrs	2.4	10.700	11	1.9	7.000	11	2.2	9.200	8	3.2	10.850	8	37.750	10
479	Isla	Cameron	Alloa	L5-14+yrs	2.4	10.833	10	2.5	8.967	10	2.2	7.633	10	3.3	9.750	10	37.183	11